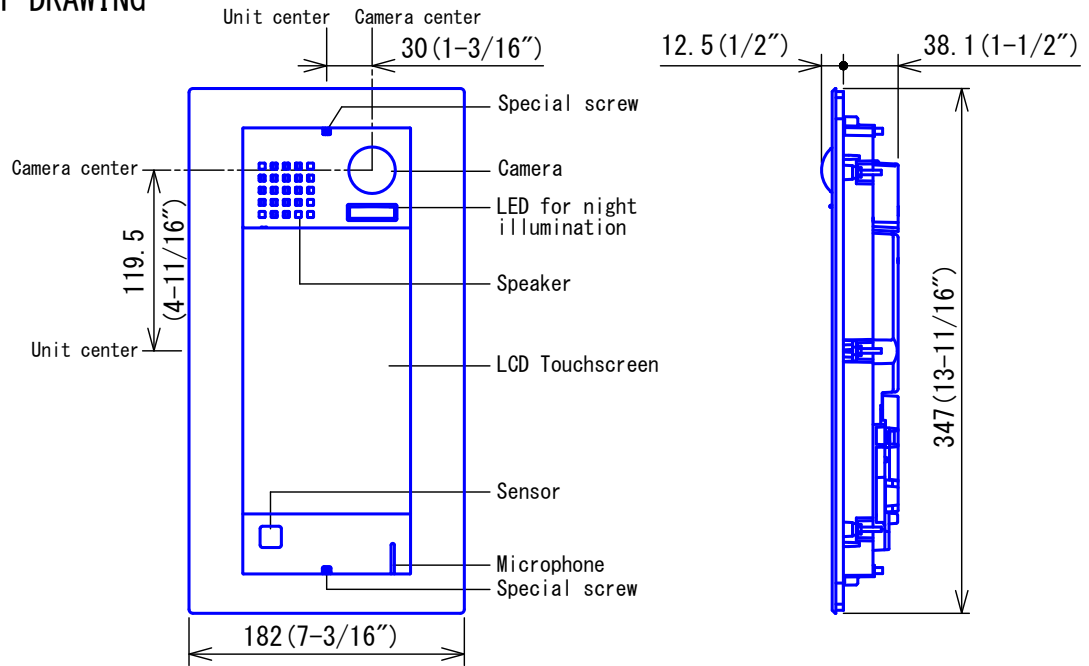
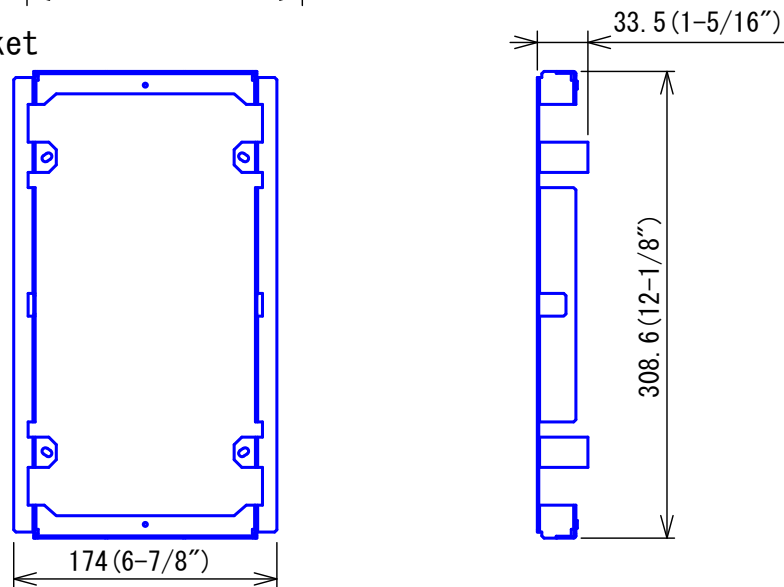


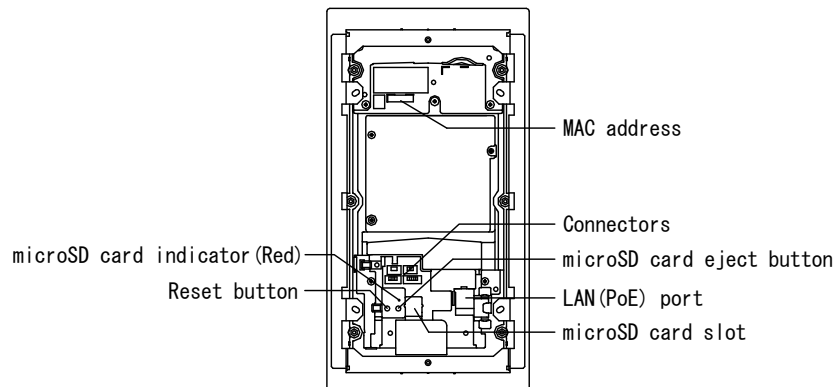
PRODUCT DRAWING



Mounting bracket



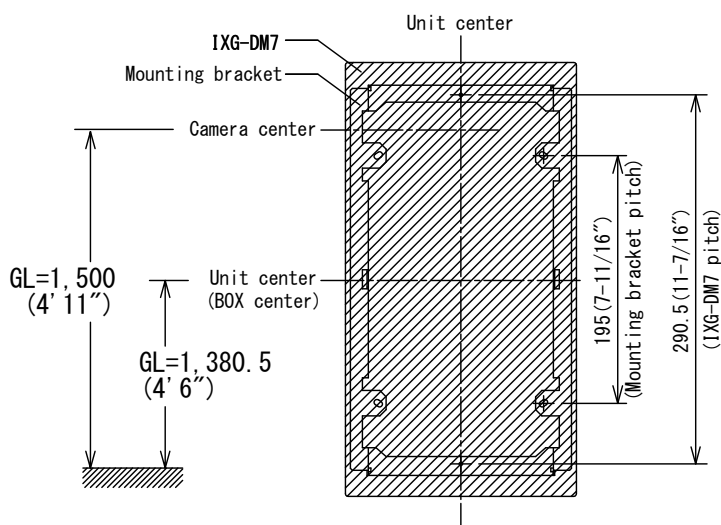
<Back view>
 Under the Terminal cover



DESCRIPTION VIDEO ENTRANCE STATION	FIG. NAME PRODUCT DRAWING		UNIT mm	DATE 7 February, 2020
MODEL NO. IXG-DM7	FIG. NO. 156736-1-7	PAGE 1/7	REVISION 1	AIPHONE

● MOUNTING

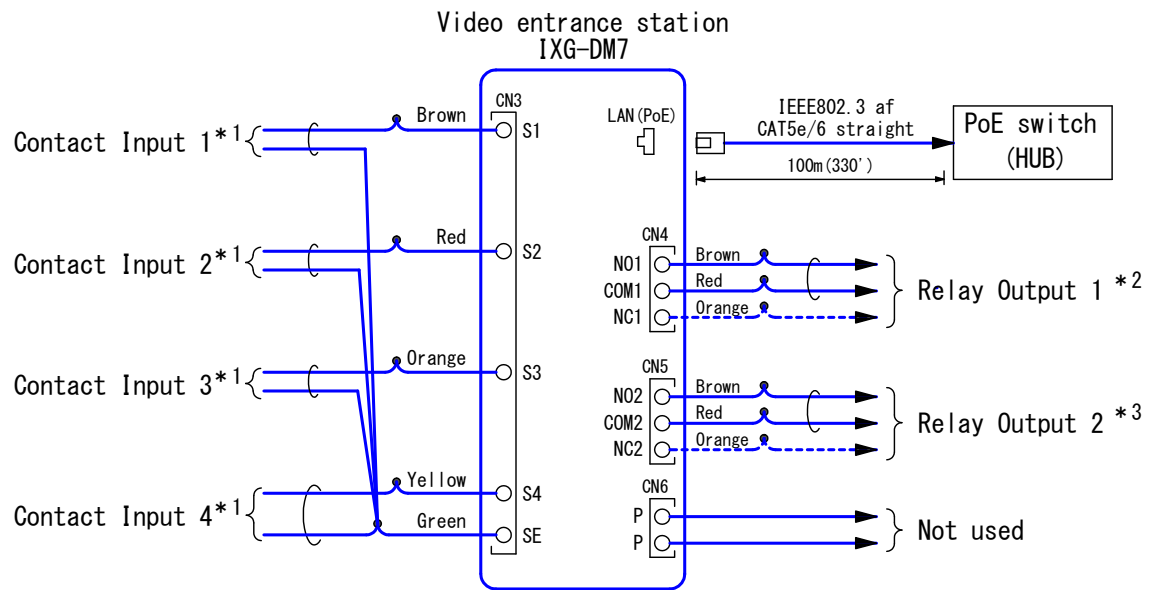
- Use the electrical box: IXG-DM7-BOX



■ SPECIFICATIONS

Power source	Power-over-Ethernet (IEEE 802.3af Class 0)		
Current consumption	Standby 5.3W, Max. 11.6W (48V DC)		
Type of communication	Full duplex audio (depending on the destination station)		
Monitor	7 inch TFT LCD display		
Monitor resolution	WVGA 800 x 480 (Approx. 1.15 million pixels)		
Camera	1/2.7 inch Color CMOS, HD1280 x 720		
Minimum illumination	5 lux		
LAN	Ethernet (10BASE-T, 100BASE-TX), Auto MDI/MDI-X-compatible		
Audio codec	G.711 (μ -law, A-law)		
Video codec	H.264 MP/AVC (Main profile)		
Protocol	IPv4, IPv6, TCP, UDP, SIP RFC3261, HTTP, HTTPS, RTSP, RTP, RTCP, IGMP, MLD, SMTP, FTP, DHCP, NTP, DNS, TLS		
Encryption method	TLS1.0, TLS1.1, TLS1.2		
Packet delivery	Unicast, Multicast		
Number of units (in address book)	Max. 9,998 units (IX/IXG stations: Max. 9,998 stations + Intercom App: Max. 9,999)		
Number of buildings	Max. 99 buildings		
Operating ambient temperature	-30 ~ +60°C (-22 ~ +140° F)		
Mounting	Flush wall-mount		
Electrical box	IXG-DM7-BOX		
Material	Front panel : Stainless steel, vertical alignment finished Main unit - Case: Flame resistant PC + ABS resin LCD display : Glass Chassis : Die-cast aluminum		
Unit color	Front panel : Silver Main unit : Black		
Weight	Approx. 2.4kg (5.3 lbs)		
IP rating	IP65 (dust-proof/spray-resistant)		
IK rating	IK08		
DESCRIPTION VIDEO ENTRANCE STATION	FIG. NAME PRODUCT DRAWING/ SPEC.		UNIT mm
MODEL NO. IXG-DM7	FIG. NO. 156736-2-7	PAGE 2/7	DATE 2 February, 2021
		REVISION 2	AIPHONE

■ WIRING DIAGRAM



*1. Contact Input Specifications

Input method	Programmable dry contact (N/O or N/C)
Detection time	Level detection method 200 msec or more
Contact resistance	Make: 700Ω or less Break: 3kΩ or more
Terminal short-circuit current	10 mA or less
Voltage between terminals	5.5 VDC or less (between open terminals)

*2. Relay Output 1 Specifications

Output method	Form C dry contact (N/O or N/C)
Contact rating	24 VAC, 3A (resistive load) 24 VDC, 3A (resistive load) Minimum overload (AC/DC): 100mV, 100mA

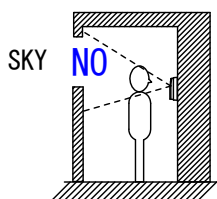
*3. Relay Output 2 Specifications

Output method	Form C dry contact (N/O or N/C)
Contact rating	24 VAC, 0.5A (resistive load) 24 VDC, 0.5A (resistive load) Minimum overload (AC/DC): 100mV, 0.1mA


DESCRIPTION VIDEO ENTRANCE STATION	FIG. NAME WIRING DIAGRAM	UNIT mm	DATE 7 February, 2020
MODEL NO. IXG-DM7	FIG. NO. 156736-3-7	PAGE 3/7	REVISION 1
AIPHONE			

■ RESTRICTIONS

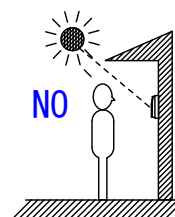
- A PoE-compatible switch must be used as the switch (hub) for station connection.
- A computer is required to make system settings.
IXG system can be configured in "IXG Support Tool" application.
- When installing the station on a rough surface, please use seal the station edges to prevent water entering the station.
If the station edges are left unsealed on a rough surface, IP65 ingress protection rating is not guaranteed.
- If the embedded box is exposed, water and dust will enter through the opening of the embedded box, and IP65 is not fulfilled.
- Avoid to install this station in the following locations;



At the entrance where background is sky in upper floors of Condominiums, etc.



The background of the standing caller's is white wall.



Where the standing location is strongly sunlit.

- Install vertically
- While updating the System settings, stations unavailable.
- A human body detection sensor detects temperature changes within the detection range, but it may not detect or the sensitivity may change depending on the ambient temperature and environment.
- If water drops are attached to the LCD display, it may be difficult to react when touched.
- The LCD display may not function when operated while wearing gloves.
- In order to audio or video record, the following microSD memory card (market goods) compliant with SD standard is necessary.

Standard	Supported storage capacity	Format	Speed Class
microSDHC memory card	4GB to 32GB	FAT32	SD speed class 10

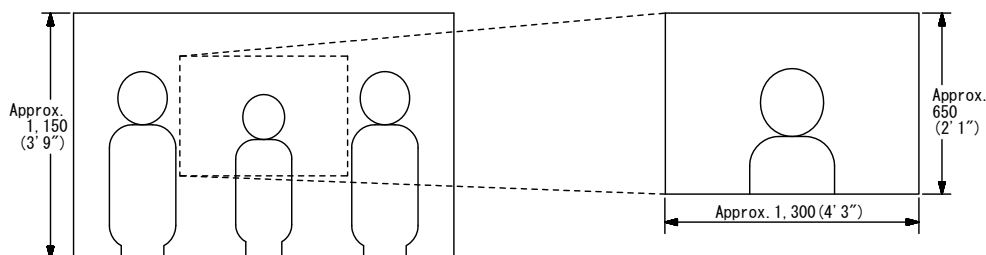
■ RESTRICTIONS ABOUT THE NETWORK

- When connecting via the Internet (global IP networks), VPN Service is necessary.
- We do not recommend using a wireless communication such as wireless LAN as it may not operate correctly due to security issues or communication speed delays.
- For IPv4 Address with DHCP, due to the architecture of the IXG system, DHCP configuration is only recommended for network environments utilizing managed (static) IP address leasing.
- For stateless IPv6 Address, do not change the prefix of the device so that it cannot transmit Router Advertisement (RA).
- For IPv6 Address with DHCP, due to the architecture of the IXG system, DHCP configuration is only recommended for network environments utilizing managed (static) IP address leasing.
The DUID of the device: 00030001 + MAC address
- Depending on the network environment and computer, prior arrangements and setup operations involving the network administrator might be necessary.
- Depending on the network environment, operation delay might occur.
- Depending on the network environment or other factors, audio or video dropout, delays, lower frame rates, or other loss of correct operation might occur.
- The protocols used by this system must be supported.
- The network bandwidth required by each device when communicating are as follows.
G.711 : 64kbps x 2(in communication), 64kbps x stations(on page)
H.264 : 32kbps - up to 2048kbps
- IPv4 and IPv6 cannot be mixed in the same system.
- When using multicasting for video, or audio, use in an environment that does not reject IGMPv3 or MLDv2.

DESCRIPTION VIDEO ENTRANCE STATION	FIG. NAME RESTRICTIONS	UNIT mm	DATE 5 July, 2021
MODEL NO. IXG-DM7	FIG. NO. 156736-4-7	PAGE 4/7	REVISION 3 AIPHONE

■ IMAGE VIEW AREA & MOUNTING HEIGHT

● WIDE

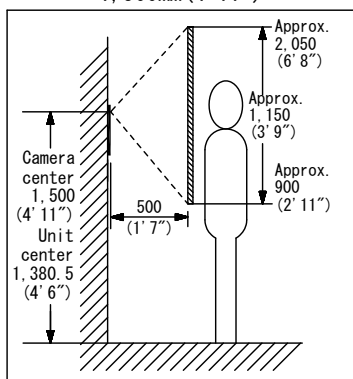


- Objects appear smaller due to greater distortion in the surrounding sections compared to the central section, but a wider area is displayed.
- Image view area depends on the camera zoom position.

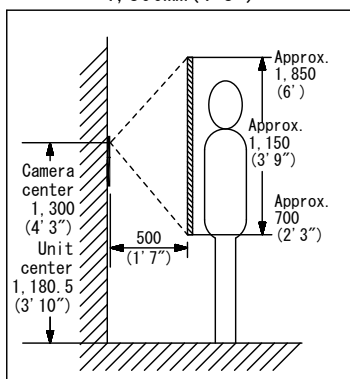
● WIDE

Vertical

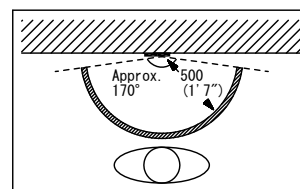
Mounting position
1,500mm (4' 11")



Mounting position
1,300mm (4' 3")



Horizontal

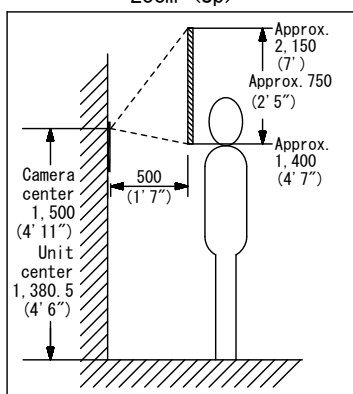


- ◆ An area over a range of approx. 170° in a 500mm (1' 7") radius from the camera is displayed. (The display range is a rough estimation and may change due to the installation environment and the specification of the monitor.)

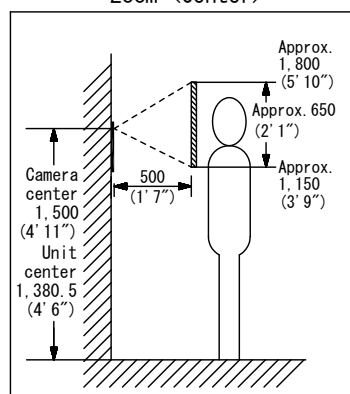
● ZOOM (Mounting position 1,500mm (4' 11"))

Vertical

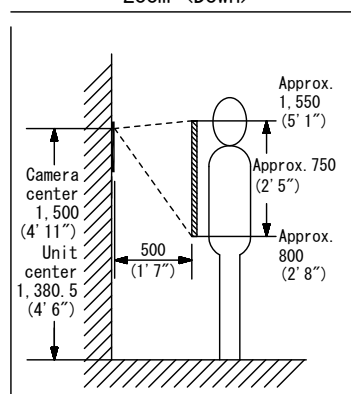
Zoom <Up>



Zoom <Center>

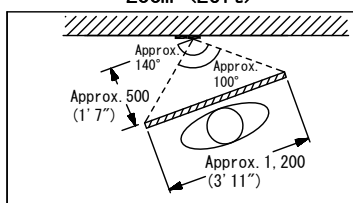


Zoom <Down>

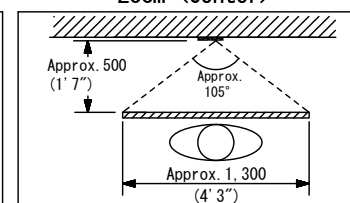


Horizontal

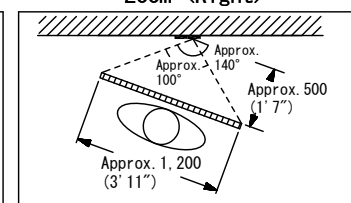
Zoom <Left>



Zoom <Center>



Zoom <Right>



DESCRIPTION VIDEO ENTRANCE STATION	FIG. NAME IMAGE VIEW AREA & MOUNTING HEIGHT	UNIT mm	DATE 7 February, 2020
MODEL NO. IXG-DM7	FIG. NO. 156736-5-7	PAGE 5/7	REVISION 1
AIPHONE			

■ FUNCTIONS

- Calling
 - Calling a Residential unit: Call Tenant stations and Intercom App in a Residential unit.
 - Calling a Commercial unit: Call Master stations and Intercom App in a Commercial unit.
 - Calling a Guard unit: Call Intercom App in a Guard unit.
 - Calling a Common Inside Area: Call Master stations in a Common Inside Area.
- Answer and communication
 - Auto answer: Answer a call from another station automatically.
- Paging
 - Incoming a page
- Audio or video recording function
 - Audio or video recording: Record audio and video to a microSD card at the start of a call or communication depending on the settings.
 - Audio or video playback: Play an audio or video recording saved to a microSD card on a computer.
- Option Input
 - The following functions can be assigned to each of the four option inputs.
 - Unlocking: Unlock a door by triggering a contact input.
- Relay Output
 - The following functions can be assigned to each of the two relay outputs.
 - Link to unlock operation: Trigger a relay output when receiving an unlocking instruction.
- Others
 - Prevent being monitored: Prevent being monitored video and audio by other stations depending on the settings.
 - Unlock a door: Unlock a door by entering the access code.
 - Calling method: Specify a unit from the following methods.
 - Enter a unit number
 - Select a unit from a list
 - Search a unit by name
 - Select a display screen: Select a display screen from the following screens.
 - Welcome screen: Display a registered wall paper.
 - Call by unit number screen
 - Search by list screen
 - Search by name screen
 - Access code screen
 - White LED: Light LED automatically while calling, communicating, or being monitored in low light situation.
 - Language support: Change the display language temporary. Audio message during a call and at the start of communication or unlocking an electric lock also change temporary. *1
 - Send e-mails: Emails can be sent to pre-registered email addresses when triggering events (SD card error or recording memory full) occur.

*1. If characters other than alphanumeric characters, spaces, and symbols ("~! \$% & (). /::? @ _ +) are used in the building name and unit name, they will be blank or garbled when the language is changed.

DESCRIPTION VIDEO ENTRANCE STATION	FIG. NAME FUNCTIONS	UNIT mm	DATE 20 April, 2021
MODEL NO. IXG-DM7	FIG. NO. 156736-6-7	PAGE 6/7	REVISION 2 AIPHONE

■ SETTING

- Using the "IXG Support Tool" application
Install the application on a PC and use to create the setting file for all stations.
Refer to "■ IXG SUPPORT TOOL"

■ IXG SUPPORT TOOL

- System requirements

OS	Windows 7 Professional(SP1), Windows 7 Enterprise(SP1), Windows 7 Ultimate(SP1) Windows 8, Windows 8 pro, Windows 8 Enterprise Windows 8.1, Windows 8.1 pro, Windows 8.1 Enterprise Windows 10 Home, Windows 10 pro, Windows 10 Enterprise
CPU	32 bit (x86) processor or 64 bit (x64) processor of 1 GHz or higher
Memory	4 GB RAM or higher
Screen resolution	1280x768 or greater

- Functions

- Settings...All stations in the system can be configured from the Settings window.
- Setting File Download...Store the Settings File
- Setting File Upload...Upload the Settings File
- Station Search...Search the stations in IX/IXG System connected in the network to show the list.
- Station Replacement...this feature to replace a station.
- Restore System Settings...If the setting file is lost, the setting file can be restored.
- Update Firmware...Update the firmware for the station.

■ IXG SUPERVISION TOOL

Install the application on a PC and use to Line supervision for stations.

- System requirements

OS	Windows 7 Professional(SP1), Windows 7 Enterprise(SP1), Windows 7 Ultimate(SP1) Windows 8, Windows 8 pro, Windows 8 Enterprise Windows 8.1, Windows 8.1 pro, Windows 8.1 Enterprise Windows 10 Home, Windows 10 pro, Windows 10 Enterprise
CPU	32 bit (x86) processor or 64 bit (x64) processor of 1 GHz or higher
Memory	4 GB RAM or higher
Screen resolution	1280x768 or greater

- Functions

- Line Supervision...By checking the response to a ping, this feature confirms that the station is properly connected to the network.

DESCRIPTION VIDEO ENTRANCE STATION	FIG. NAME SETTING/IXG SUPPORT TOOL/ IXG SUPERVISION TOOL	UNIT mm	DATE 7 February, 2020
MODEL NO. IXG-DM7	FIG. NO. 156736-7-7	PAGE 7/7	REVISION 1 AIPHONE